

North Dakota Employment Report

Joint Economic Committee

Senator Mike Lee, Chairman

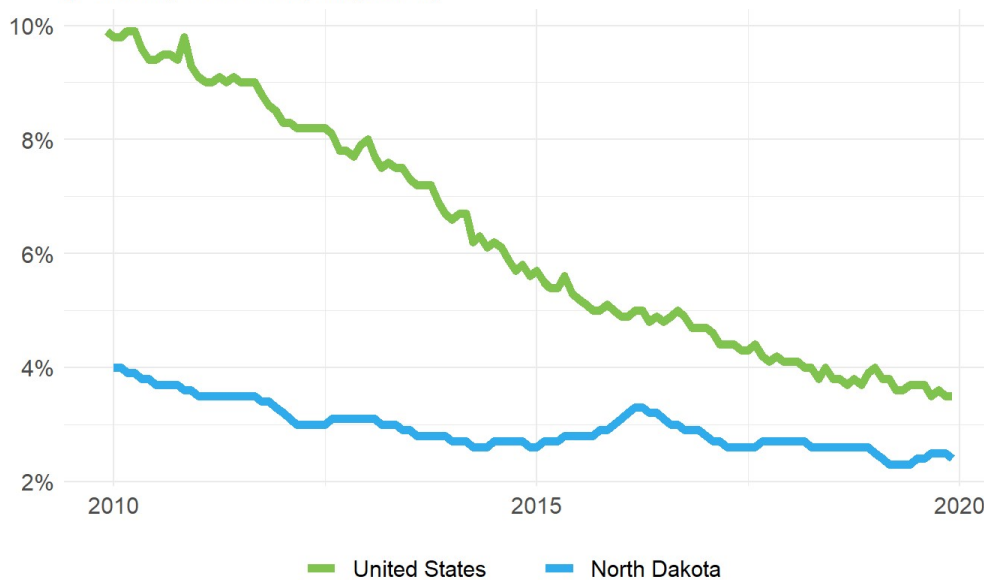
January 24, 2020

Summary

- **North Dakota remained unchanged with 0 net payroll jobs and the unemployment rate fell by 0.1 percentage point to 2.4 percent in December**, according to Bureau of Labor Statistics (BLS) data released at 10:00am on January 24, 2020.
- **Over the past twelve months, North Dakota added 2,300 payroll jobs** and the unemployment rate fell by 0.2 percentage point from 2.6 percent.
- **In December, North Dakota's private sector lost 100 net private payroll jobs** and over the past twelve months it added 2,300 private payroll jobs in the establishment survey.
- In the household survey, the number of **unemployed fell by 193 on net in December**, and over the past year employment rose by 2,787.
- North Dakota's **labor force participation rate rose to 69.1 percent** in December from 69. Since last year, the labor force participation rate remained unchanged.
- The national unemployment rate **remained unchanged in December**. State employment and unemployment data for January is scheduled for release March 16, 2020. The national employment situation report for January will be released February 07, 2020.

North Dakota and U.S. Unemployment Rates

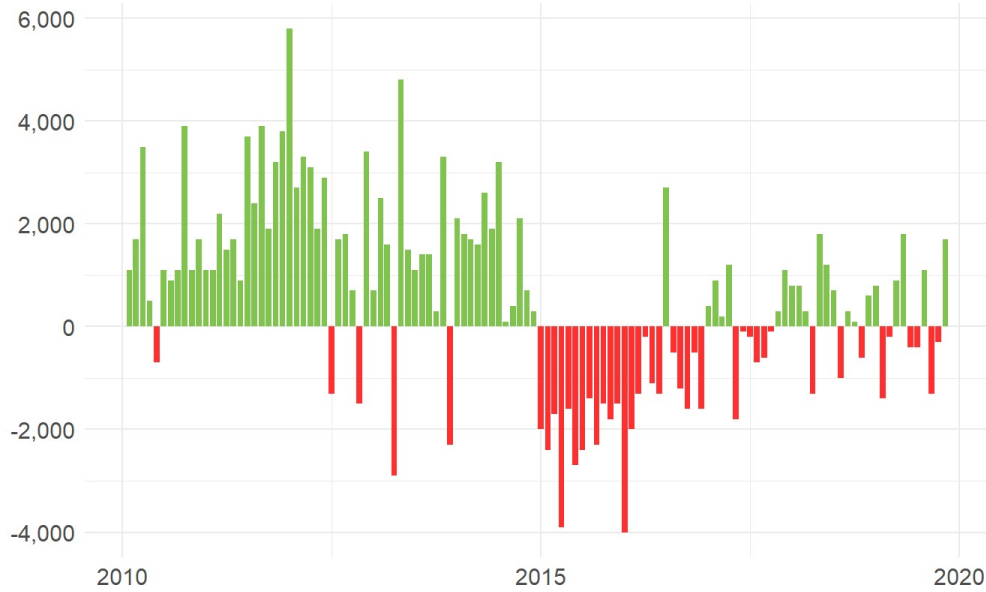
(Percent, Seasonally Adjusted)



Source: Bureau of Labor Statistics

North Dakota Payroll Employment

North Dakota Nonfarm Payroll Jobs Monthly Change (Seasonally Adjusted)



Source: Bureau of Labor Statistics

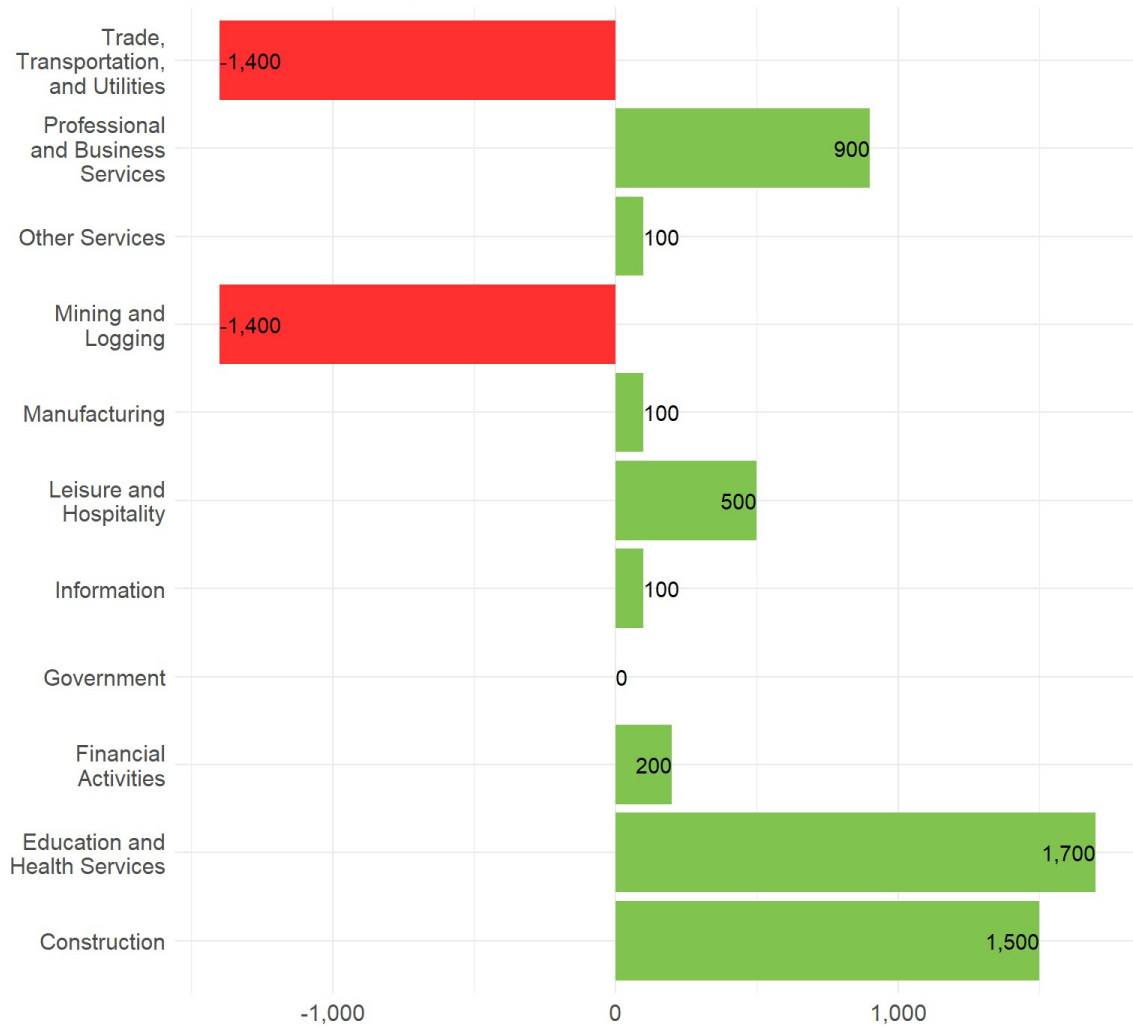
North Dakota remained unchanged with 0 net payroll jobs, or 0 percent, on a seasonally adjusted basis during December. In the prior month, North Dakota added 1,700 jobs. Over the past twelve months, North Dakota added 2,300 payroll jobs, or 0.5 percent. North Dakota nonfarm payroll employment had increased in 5 of the past 12 months.

Nationally, nonfarm payrolls rose by 145,000 in December, or rose by 0.1 percent. Over the 12-month period ending with December, nonfarm payrolls rose by 2,108,000 jobs, or 1.4 percent. North Dakota is tied for 36th among the 50 states and the District of Columbia for percentage gain in nonfarm payroll employment over the past 12 months.

During December, North Dakota's private-sector lost 100 jobs, or approximately 0 percent. The private-sector in North Dakota added 1,500 jobs in the prior month. Over the past twelve months, private-sector payrolls in North Dakota added 2,300, or 0.7 percent. North Dakota private-sector payroll employment has increased in 6 of the past 12 months.

Nationally, private-sector payroll jobs rose by 139,000 jobs in December, or 0.1 percent. Over the past 12 months, the national payroll rose by 1,947,000 jobs in the private sector, or rose by 1.5 percent. North Dakota is tied for 35th among the 50 states and the District of Columbia for a percentage gain in private-sector payroll employment over the past 12 months.

Change in North Dakota Payroll Employment by Sector over Past 12 Months



Source: Bureau of Labor Statistics, seasonally adjusted

The best performing sectors on a seasonally adjusted basis during December were Construction (500) and Mining and Logging tied with Other Services (300). The poorest performing sectors during the month were Manufacturing (-300) and Trade, Transportation, and Utilities (-700).

The best performing sectors during the last twelve months were Education and Health Services (1,700) and Construction (1,500). The poorest performing sectors during the last twelve months were Mining and Logging (-1,400) and Trade, Transportation, and Utilities (-1,400).

North Dakota Labor Force Statistics

Labor Force Participation

The labor force participation rate in North Dakota rose to 69.1 percent in December from 69 percent in the prior month. At a labor force participation rate of 69.1 percent, North Dakota is tied for 5th in the nation. The labor force participation rate in North Dakota remained unchanged from a year earlier. The labor force participation rate is the percentage of the civilian noninstitutionalized population age 16 and older who are employed or actively looking for work.

The 10-year high for the labor force participation rate in North Dakota was 73.9 percent in March 2010. The series high for the labor force participation rate in North Dakota occurred in July 2008 when the labor force participation rate hit 74.6 percent. The 10-year low for the labor force participation rate was 68.9 percent in October 2019. The series low for the labor force participation rate in North Dakota last occurred in March 1976 when the labor force participation rate hit 62.1 percent.

The national labor force participation rate remained steady at 63.2 percent in December. That rate rose by 0.2 percentage point from a year earlier. The all-time high for the national labor force participation rate was 67.3 percent in April 2000. The 10-year high for the national labor force participation rate was 65.2 percent in April 2010. The recent 10-year low occurred in September

2015 at a level of 62.4 percent. The series low for the national labor force participation rate was 58.1 percent in December 1954.

Employment-to-Population Ratio

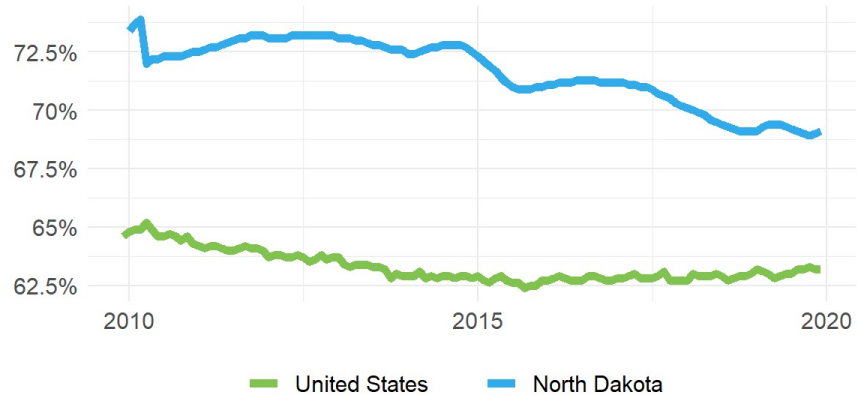
The employment-to-population ratio, or the percentage of the North Dakota civilian noninstitutionalized population 16 years and older counted as employed, in December rose to 67.4 from 67.3 percent in the prior month. At 67.4 percent, North Dakota is tied for 4th among state employment-to-population ratios in the nation. The employment-to-population ratio in North Dakota rose by 0.1 percentage point from a year earlier.

The 10-year high for the employment-to-population ratio in North Dakota was 71 percent last occurring in October 2012. The series high for the employment-to-population ratio in North Dakota last occurred in June 2008 when the employment-to-population ratio hit 72.3 percent. The 10-year low for the employment-to-population ratio was 67.2 percent in October 2019. The series low for the employment-to-population ratio in North Dakota last occurred in March 1976 when the employment-to-population ratio hit 60 percent.

The national employment-to-population ratio remained steady at 61 percent in December. That rate rose by 0.4 percentage point from a year earlier.

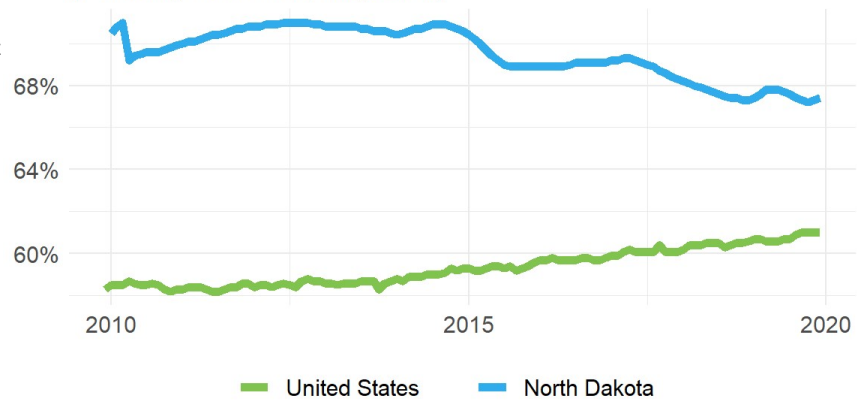
The all-time high for the national employment-to-population ratio was 64.7 percent in April 2000. The 10-year high for the national employment-to-population ratio was 61 percent in December 2019. The recent 10-year low occurred in July 2011 at a level of 58.2 percent. The series low for the employment-to-population ratio was 54.9 percent in October 1949.

North Dakota and U.S. Labor Force Participation Rates (Percent, Seasonally Adjusted)



Source: Bureau of Labor Statistics

North Dakota and U.S. Employment-to-Population Ratios (Percent, Seasonally Adjusted)



Source: Bureau of Labor Statistics